

Scogliera di Salinella

Sectors El Bahira, Campeggio,
Scomparto dei rifiuta, Torre Isulidda
and Moretti



Sector El Bahira

This sector is directly behind the campsite, please remember where you are when climbing here and if you are not staying at the campsite then have the courtesy to ask permission!

Sector El Bahira Left hand



These two routes are behind the left end of the bungalows at the top of the campsite (path up behind No 5).

1- Delusion 6b+ 9 bolts S.L.Titt
2- Conclusion 5c+ 9 bolts S.L.Titt

Both routes less than 25m long.

Sector El Bahira Right hand



These routes are to the right of the bungalows at the top of the campsite. Access using a path from camping pitch No. 82.

- 1- Easy Outer 5c 9 bolts S.L.Titt
- 2- E.J.A. 6a+ 10 bolts S.L.Titt
- 3- Redhead 6a+ 10 bolts S.L.Titt
- 4- Windstorm 6b 10 bolts S.L.Titt
- 5- Whitewall 7a 9 bolts bolted S.L.Titt. First ascent Karsten Oelze
- 6- Edge 5b 8 bolts S.L.Titt
- 7- Panorama 6b 10 bolts S.L.Titt

All these routes are less than 25m long.

Sector Campeggio.

Access. Driving along the road "Campeggio El Bahira", take the third gravel track to the right towards a group of trees, the turning is a bit hard to see as it is on a right hand bend but is at a yellow sign for the campsite saying 100m.

Sector Campeggio Left Hand



Sector Campeggio Left Hand Topo 1



- | | | | | |
|---------------------|-----|----------|----------|---------------|
| 1- El Bahira | 5b+ | 29m | 13 bolts | J.L.Titt |
| 2- Roasting Meal | 5c+ | 29m | 13 bolts | J.L.Titt |
| 3- Burning Fat | 5b | 10 bolts | 24m | J.L.Titt |
| 4- Easter Sacrifice | 5c | 24m | 10 bolts | J.L.Titt |
| 5- White Shark | 5c | 27m | 11 bolts | J.L.Titt |
| 6- Swordfish | 7a | 19m | 7 bolts | Karsten Oetze |
| 7- Just For Fun | 4c | 20m | 8 bolts | S.L.Titt |
| 8- Pilar | 6a | 29m | 12 bolts | S.L.Titt |
| 9- White Slab | 6b+ | 30m | 13 bolts | S.L.Titt |

Sector Campeggio


Left Hand

Topo 2



- | | | | | |
|------------------|---------------|-----------|----------|---------------|
| 1- Red Alert | Project | 24m | 8 bolts | Karsten Oelze |
| 2- Pipeline | Project (7c+) | 28m | 9 bolts | Karsten Oelze |
| 3- Walk The Line | 7b | 28m | 9 bolts | Karsten Oelze |
| 4- Rosso E Nero | 6a+ | 30m | 12 bolts | S.L.Titt |
| 5- Black Snake | 7b+ | 30m | 10 bolts | Karsten Oelze |
| 6- Fun To Funky | 6b | 30m | 13 bolts | J.L.Titt |
| 7- Pilar | 6c | 30m | 13 bolts | S.L.Titt |
| 8- Green Spiders | 6b | 18 bolts! | 30m | J.L.Titt |

Sector Campeggio Right Hand



The right hand part of sector Campeggio extends from the old quarry cut to the right arete of the large grotto. Topo 2 covers the route on the face of the obvious corner which is obscured on this photo. The route in the grotto are covered on Topos 4 and 5.

Best access for this sector is to take the right hand turning off the road to El Bahira up a track immediately after a yellow 100m sign for the campsite. Follow this to the trees and shaded parking.

Sector Campeggio

Right Hand

Topo 1



- | | | | | |
|--------------------------|-----|-----|----------|-----------------|
| 1- Retrobolter | 6a+ | 30m | 13bolts | J.L.Titt |
| 2- Thin Red Line | 6b+ | 29m | 14 bolts | S.L.Titt |
| 3- Grumpy | 5c | 8m | 4bolts | J.L.Titt |
| 4- Dozy | 3 | 8m | 4 bolts | S.L.Titt |
| 5- Dopy | 2 | 8m | 4 bolts | S.L.Titt |
| 6- Sneezy | 4 | 8m | 4 bolts | S.L.Titt |
| 7- Bashful | 5c | 8m | 4 bolts | J.L.Titt |
| 8- Doc | 5c | 8m | 4 bolts | J.L.Titt |
| 9- Happy | 6a | 8m | 4 bolts | J.L.Titt |
| 10- Snow White | 4- | 8m | 5 bolts | J.L.Titt |
| 11- Razorhead | 5c+ | 18m | 11 bolts | J.L.Titt |
| 12- Baying For Blood | 6a+ | 26m | 12 bolts | S.L.Titt |
| 13- Pump It Up | 6b | 22m | 10 bolts | J.L.Titt |
| 14- Little White Bull | 5c+ | 22m | 11 bolts | J.L.Titt |
| 15- Tractors In Ukranian | 5c | 22m | 11 bolts | S.L.Titt |
| 16- Via Gogna | 6a | 28m | | J.Gstoettenmayr |
| 17- Brave Old Way | 6a | 28m | | J.Gstoettenmayr |
| 18- Straight Into Heaven | 6b | 28m | | J.Gstoettenmayr |

Sector Campeggio

Right Hand

Topo 2



- 1- Forza 6c 30m J.Gstoettenmayr
- 2- Grazialone Rich 5c 30m J.Gstoettenmayr (with left varition finish)
- 3- Diedro Makari 6a+ 30m 14 bolts S.L.Titt (belay at halfway)

Sector Campeggio

Right Hand

Topo 3



- 1- Diedro Makari 6a+ 30m 14 bolts S.L.Titt
- 2- Ave 5c 30m J.Gstoettenmayr
- 3- Bella Italia 5c+ 30m J.Gstoettenmayr
- 4- Pretty Woman 6b+ 30m J.Gstoettenmayr
- 5- The Sound of Cows 6a 27m 13 bolts J.L.Titt
- 6- Welcome To Sicily 6a+ 30m 13 bolts S.L.Titt
- 7- Via Lucerfolia P1: 5a P2: 6b 30m+ J.Gstoettenmayr
- 8- Spigolo P1: 5b P2: 5c+ 30m+ J.Gstoettenmayr
- 9- Joyride P1: 5c P2: 6b+ 30m+ J.Gstoettenmayr
- 10- El Schuppo 6a 30m J.Gstoettenmayr
- 11- Traumpfeiler 5c+ 27m J.Gstoettenmayr
- 12- Il Paralelo 6b 27m J.Gstoettenmayr
- 13- Finale Grande 6b+ 27m J.Gstoettenmayr
- 14- Hinkfuss 6b 27m J.Gstoettenmayr
- 15- Via Del Grotte 6b 28m J.Gstoettenmayr
- 16- Blutbad 6c 28m J.Gstoettenmayr
- 17- Fakirelle 6b+ J.Gstoettenmayr
- 18- Feste Siciliane 6b+ 28m J.Gstoettenmayr
- 19- Fine Di Vacanza 6b 28m J.Gstoettenmayr
- 20- Renaissance 6a+ 28m J.Gstoettenmayr
- 21- Cadula Sessi 6b 28m J.Gstoettenmayr
- 22- Via Rosse 6a+ 26m J.Gstoettenmayr
- 23- A Destra E Sinistra 5c+ 30m J.Gstoettenmayr
- 24- The Hole 6c 30m J.Gstoettenmayr
- 25- Solo Con Te 6a 30m J.Gstoettenmayr
- 26- Per Nostre Amici 6a+ 30m J.Gstoettenmayr
- 27- The Wish 7c+ 30m Bolted J. Gstoettenmayr First ascent Norbert Reizelderfer

Sector Campeggio

Topo 5

Grotto L.H.

No decent photo's for this so:-



- | | | | | | |
|--------------------------|-----|---------|---------------|----------------------|--------------------------------|
| 1- Soundgarden | 8a? | 8 bolts | Karsten Oelze | | |
| 2- Ietta Sangu | 7c | 30m | 13 bolts | bolted: Daniel Arena | first ascent: Nicola Sirtoni |
| 3- Il Minotauro | ? | ? | 14 bolts | | |
| 4- Menage A Trois | 7a+ | ? | ? | bolted: Daniel Arena | first ascent: Chiara Cianciolo |
| 5- Lo Chiamavano Trinit | 7c+ | ? | ? | bolted: Daniel Arena | first ascent: Manfred Neumayr |
| 6- L' uomo Delle Caverne | 7c | ? | ? | bolted: Daniel Arena | first ascent: Christian Leube |

Sector Campeggio Topo 5 Grotto, Right Hand



- 1- Way Of Light 3+ 30m J.L.Titt
- 2- Access route to 3 & 4. 3 14m 2 bolts J.L.Titt (Belay on ledge for the roof routes)
- 3- Caveman 6b 10m 4 bolts S.L.Titt
- 4- Yoshimi Battles The Pink Robots 7a+ 12m 4 bolts J.L.Titt
- 5- Straight Edge 6a 14m 5 bolts J.L.Titt
- 6- Deception 5b 14m 6 bolts S.L.Titt
- 7- Dog Bites Man 6a 15m 7 bolts J.L.Titt

Sector Scomparto dei rifiuta

Access: Take the second dirt track as you drive towards El Bahira and then left at the T to under the cliff.

Sector Scomparto dei rifiuta




- 1- Samuel 4b 8 bolts 16m J.L.Titt
- 2- Timmy 4b 8 bolts 16m J.L.Titt
- 3- Via Egadi 4c 8 bolts 16m S.L.Titt
- 4- Talia 4c+ 8 bolts 16m S.L.Titt
- 5- Red Corner 4c 8 bolts 16m S.L.Titt
- 6- La Belle Vita 6c 15m + 30m J. Gstoettenmayr
- 7- Alan 5b 15m J. Gstoettenmayr
- 8- Kurt 5b 16m J. Gstoettenmayr
- 9- Dave 5c 28m J. Gstoettenmayr
- 10- Fratello Caldo 7a+ 25m J. Gstoettenmayr
- 11- Il Polpo 6c 27m J. Gstoettenmayr
- 12- Il Calamaro 6b 30m + 10m J. Gstoettenmayr
- 13- Clean Me 6a 30m 10 bolts J.L.Titt
- 14- Rumanian Girls 6a+ 35m 14 bolts J.L.Titt (Half height belay)
- 15- Grey Wall 6a 35m 14 bolts J.L.Titt (Half height belay)
- 16- Rogers Route (Sunset Arete) 5b 10m + 25m Roger Hill

Sector Torre Isulidda

The sector under the tower. Some great easier routes and some not so easy!
Access. Take the dirt road after the entrance arch and park below the tower.

Sector Torre Isulidda

Routes Outside Cave



1	Hot September	5b	24m	10 bolts	J.L.Titt
2	Papa's Work	6a	24m	10 bolts	J.L.Titt
3	Papa's Project	6c	22m	9 bolts	J.L.Titt
4	One For Karsten	6c+	16m	7 bolts	J.L.Titt
5	Tower Route	6b+	45m (2 pitch)	15 bolts	J.L.Titt
6	Sole Mio	6a	18m	6 bolts	Karsten Oelze
7	Tower Route Direct	6b+	15m	6 bolts	J.L.Titt
8	Sticky Fingers	7b	15m	6 bolts	Karsten Oelze
9	Stargate	7c	12m	6 bolts	Karsten Oelze
10	Tower Pillar	6a	22m	9 bolts	J.L.Titt
11	Tower Ramp	5b	22m	8 bolts	J.L.Titt
12	Toro Rosso	6c	30+10m		J. Gstoettenmayr
13	Destra Di Toro	6a	30+15m		J. Gstoettenmayr
14	Barracuda	7a	28m		J. Gstoettenmayr

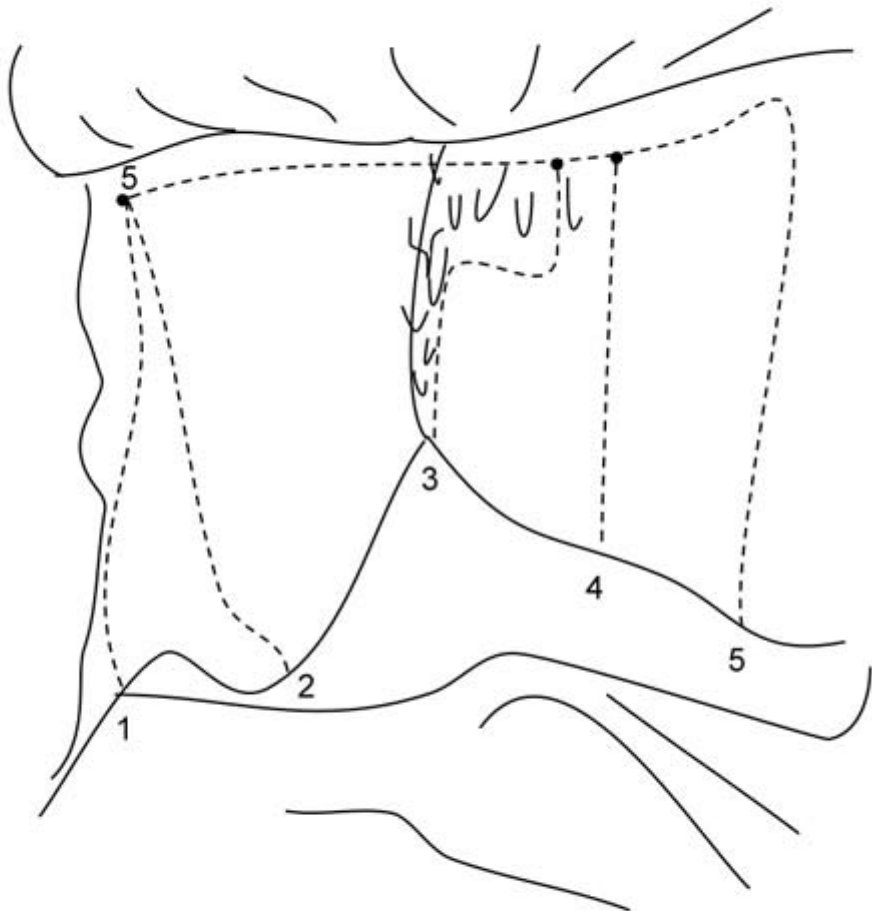
And here's a photo topo that is very strange and a sketch to help!

Torre Isulidda Inside Cave



- 1- Too Scared For Trad 7c 15m 7 bolts Karsten Oelze
2- Bolt Products 6c+ 15m 6 bolts Karsten Oelze
3- Under A Dead Cow 5a 17m 7 bolts J.L.Titt
4- Bridget 4c (6a direct up the wall) 15m 6 bolts J.L.Titt
5- The Celestial Way Of The Dead Cows 4c+ 35m (but 60m rope will do!) 12 bolts J.L.Titt
6- Stargate 7c 12m 6 bolts Karsten Oelze
7- Tower Route 6b+ 45m (two pitches) 15 bolts J.L.Titt

Routes inside Tower Cave



- 1 Too Scared For Trad 7c 15m 7 bolts Karsten Oelze
- 2 Bolt Products 6c+ 15m 6 bolts Karsten Oelze
- 3 Under A Dead Cow 5a 17m 7 bolts J.L.Titt
- 4 Bridget 4c (6a+ direct) 15m 6 bolts J.L.Titt
- 5 The Celestial Way Of The Dead Cow 4c+ 35m 12 bolts J.L.Titt

Sector Moretti

This is a lower grey (12m) buttress standing out from the main cliff with some shorter, easier routes, still a bit sharp!

Access: After passing through the entrance arch park on the right side at the start of a dirt track, walk up the small path for ca 50m then back up right to the buttress.

Sector Moretti



- | | | | | |
|---|------------------------|----|---------|----------|
| 1 | Scott's Quota | 5c | 5 bolts | J.L.Titt |
| 2 | Waiting For Moretti | 5b | 6 bolts | J.L.Titt |
| 3 | Sore Fingers, Hot Feet | 4c | 6 bolts | J.L.Titt |
| 4 | Arête Route | 5a | 6 bolts | J.L.Titt |
| 5 | Face Route | 5a | 6 bolts | J.L.Titt |
| 6 | Original Route | 3c | 6 bolts | J.L.Titt |
| 7 | A Kind Of Madness | 5a | 6 bolts | J.L.Titt |

Routes 8 - 14m long

Sector Portella delle vacche

Access: As the next sector, Bunker. The routes are on your left as you descend or walk from the campsite.

Sector Portella della vacche



- 1- No details. bolted: Daniel Arena
- 2- No details. bolted: Daniel Arena
- 3- No details. bolted: Daniel Arena
- 4- Victorinox 6c 8 bolts Karsten Oelze
- 5- Blade Runner 6b+ 8 bolts Karsten Oelze
- 6- Knock Out 8? 8 bolts Project Karsten Oelze
- 7- Seven Lives 8? 9 bolts Project Karsten Oelze

Sector Bunker.

The main interest here are the hard routes on the leaning wall and in the cave nearby. We did a few easy routes as it was the first day and very hot! If I get details of the other routes I will add them.

Access. Either drive towards San Vito and take a dirt road left before the first buildings in San Vito, through a farmyard and continue until you come to a tarred road. Park here and walk down the quarry track and follow this to the foot of the sector. The track is only suitable for 4WD!

Alternatively walk along from sector Campeggio around the campsite on the shore and continue to join this track. Walk in is about the same either way.



1- Climb Easy. 4. 25m. 8 bolts. J.L.Titt.

2- Red Arete. 5c. 5 bolts. J.L.Titt.

3- Right Wall. 6a. 6 bolts J.L.Titt.

4- Travajo Domenica. 5c. 30m. J. Gstoettenmayr. (About 50m left past the buttress).

San Vito lo Capo-Scogliera di Salinella

Northern End-Access

To visit the sectors Calamancina, Fakirella Beach and Grotta del Cavallo you should approach from the northern end unless you want to walk from El Bahira which takes approx 1 1/2hrs. To get to the north end drive into San Vito to the small roundabout and turn left then secondright down the wide street. At the sea this bends left and has a central division, when the road turnsto the right along the harbout the central division is broken to allow a left turn up a narrow road upthe hill. Folllow this along past the rear of the cemetary and down to a left turn uphill, past this and just where the road bends left into a development there is a dirt road right. Take this and thenimme diatly left. Signpost here. Follow the road which is rough in places to the obvious only small cove with ample parking. Unsuitable for low or big cars and campers thankfully. For FakirellaBeach and Grotte del Cavallo continue along the dirt road for about 500m where you can park.

San Vito lo Capo-Scogliera di Salinella

Sector Cala Mancina


The only place along this section of the coast allowing landing from a boat this is a small cove in the rocks with a concrete slipway and a beach about 4m wide allowing bathing access. Thewater in the cove is not very deep so ideal for a cooling paddle. The first routes are about 100m before you come to the cala at the first obvious good piece of rock,a slightly overhanging white wall. The routes to the left of this are better than they look at firstsight.

The next group of routes are on the obvious butress with a cave and chimney system directly at thecove and directly to the right another group of 10 shorter routes. 50m past this around the corner isa group of 7 very pleasant shorter and easier routes, unusually for these grades being on red rockwith rounded holds so more skin kindly! Sector Fakirella BeachA further 250m brings you to a wall with two obvious holes which has two routes on it, whetherthis is part of Calamancina or the next sector Fakirella Beach is not yet decided but I tend towards

Fakirella.120m after this wall is an obvious cave with steep walls either side, this is Fakirella Beach wheryou come to the end of the driveable track and with a good area to camp. The beach is named for the sharp rocks! Some long, hard routes here as well as more amenable grades.Sector Grotta del CavalloFrom the end of the dirt track this is just visible, about 500m further along the path. A big andimpressive cave awaiting a lot more bolts!

San Vito lo Capo-Scogliera di Salinella

Sector Calamancina 1




The first routes driving towards Cala Mancina, about 100m before you come to it. Limited parking underneath or go on to the Cala. The routes on the white leaning wall on the right are

exceptionally good. Small parking space for 1 or 2 cars.

- 1- Salto Nel Buio 15m 5a Augusto Rossi
- 2- La Caduta Degli Dei 15m 5a Augusto Rossi
- 3- Attenzone 26m 6b Augusto Rossi
- 4- Giornata Ecologica 26m 6b Augusto Rossi
- 5- Topi Sfrattati 26m 6a Augusto Rossi
- 6- Oltre Manica 28m 6a Augusto Rossi
- 7- Slay Back 28m 6b Scott Titt
- 8- Super Santos 28m 8a Karsten Oelze
- 9- Stolen Glory 30m 6a Scott Titt
- 10- Beam Me Up Scottie 7a Karsten Oelze

San Vito lo Capo-Scogliera di Salinella

Sector Calamancina 2



Directly at the Cala, sadly the cave is not quite as good as it looks but we hope to make something worthwhile there. The corner to the right is either a desperate offwidth jam or an easy

(6a) bridge, the grade is for the jam!

1- No Postcard Home 25m +10m P1.5a P2.4a Scott Titt

Poor rock in the lower half, the grade is for going left of the pinnacles at half way. Direct 5c(+)


2- Road To Nowhere 25m 6a Jim Titt

3- Jammin' In The Name Of The Lord 30m 6b+ Jim Titt

4- Fearless Boogie 30m 6a+ Jim Titt

San Vito lo Capo-Scogliera di Salinella

Sector Calamancina 3



About 50m past the large buttress and at the beach of Cala Mancina, this shorter sector has some good routes to play on before a swim. Maximum length ca 20m.

1- Silly Games (project) 8a Karsten Oelze

2- Ritter Sport 6a+ Karsten Oelze

3- Forgefix 6b Karsten Oelze

4- Alfa Romeo 7b Karsten Oelze

5- April Skies 5c+ Jim Titt

6- Walk The Dinosaur 5a Jim Titt

7- Johnnie Walker 7a+ Karsten Oelze

8- The Riddle 7a Karsten Oelze


9- Jam or Jump 7c Karsten Oelze *Do not use the blocks

at the top of this route but move rightwards, they may not be safe. We plan to fix them to the cliff or remove them on our next visit*

10- If Cows Had Wings 4b Jim Titt

San Vito lo Capo-Scogliera di Salinella

Sector Calamancina 4



Another 40m past the last climbs around a corner is this ideal beginners section with some fun and not sharp shorter routes- up to 15m. Some grade corrections may be needed here!

- 1- Marmot 4b Jim Titt
- 2- Performing Seals 4b Jim Titt
- 3- Rabbit 4a Jim Titt
- 4- My Little Pony 4c Jim Titt
- 5- Lions, Tigers and Bears 5b Jim Titt
- 6- Sheep 4a Jim Titt
- 7- Beautiful Hamster 5a David Coley

San Vito lo Capo-Scogliera di Salinella

Sector Fakirella Beach 1




Further along the cliff ca 120m before the obvious cave is a wall with 2 holes in it, only 2 routes here at the moment. A poor photo but the holes are obvious!

1- Debs 20m 5c Scott Titt

2- Scotty's World 20m 6c J.Gstoettenmayr bolted by Scott Titt

San Vito lo Capo-Scogliera di Salinella

Sector Fakirella Beach 2



Routes 1 to 3 between 5b+ and 6a+ or thereabouts. J.Gstoettenmayr

4- ? 6b J.Gstoettenmayr

5 -? 6a+.J.Gstoettenmayr

6- CRUSADER 7b+ H. Röker/K. Oelze

7- Unamed 7c+ H. Röker/K. Oelze

8- IL RAGAZZO E' PROPRIO STUPIDO 8a 30m

9 - IL MIO ENNESIMO COMPLEANO 7c 30m

10- SOPRAVVISSUTO 7c 22m

11- PASSEPARTOUT 7a 20m

12- BIANCA 6c 20m

13- NO DRILL NO PARTY 5b 22m

14-MANNARA 6a 22m

??-SCORPIONE IN LETARGO 6a 23m

15-CALZE NERE 6a+ 23m

16- MY HEAD HURTS; MY FEET STINK AND I DON'T LOVE JESUS 5b? J. Titt

17- EVIL THAT MEN DO 5c? J.Titt

18-CIMITERO DELLE LUMACHE 5b 22m

19 -DOLORES 6b 22m

20- MEZZI CRUCCHI 6a+ 20m

21- MIRACOLI 6b+ 28m

21- LADRI DI MOSCHETTONI 6b 27m

These routes are around the corner where the sector becomes:

FAKIRO'S BEACH

22/1 - PALME CANE 7a+ 30m

23/2 -SGRILLETTA 6c 30m

3 LABIRINTO 6b 25m

San Vito lo Capo-Grotta Del Cavallo

Ca. 500m walk from the end of the track and the previous sector, this is a very impressive cave with some surprisingly amenable grades and stays shaded most of the day. I don't have a photo-topo for this yet but I wouldn't expect this to be a problem. Routes are most probably listed from left to right (if anyone can supply me with a topo and confirm this it would be useful).

As far as I know routes are by Daniel Arena and friends.

- 1 BIRDWATCHING 7a+ 25m
- 2 SENZA NOME 6c 18m
- 3 IL DOMATORE DI CAPRE 6b+ 25m
- 4 GASPARE 7a 25m
- 5 MELCHIORRE 6b 18m
- 6 BALDASSARRE 6b+ 18m
- 7 ARABA-TTATI 7b+ 19m
- 8 BALU YOGHI E BUBU 7b+ 25m
- 9 NO BULLS NO SHIT N.L. 28m
- 10 BUE 6c 28m
- 11 ASINELLO 6b+ 28m

PARCO GIOCHI

I don't even know where this sector is, if you find 6 unknown routes somewhere then send me the

info and a topo!!!!!!!!!!!!!!!!!!!!!!!!!!!!!!

- 1 VARIANTE X 7a 20m
- 2 YPSLON 6b 20m
- 3 NO PEOPLE NO STRESS 6c 20m
- 4 LA MIA OMBRA 7a+ 20m
- 5 NON E' MAI TROPPO TARDI 6c 27m
- 6 CUSCINO DI SUOCERA 6c 20m

San Vito lo Capo-Scogliera di Salinella

Inside the campsite on the left up behind the bungalows there are 3 new routes to the right of the

route Redhead. From left to right:


- Red Planet 6a S.L. Titt
- Last Orders 6a S.L. Titt
- JWLG 6a+ S.L. Titt

These routes are ca 20m

Going rightward along the cliff are the following new routes. (R?) is the route number used in the guidebook.

Sektor Sinistra della pietraia:

The cave of JUST FOR FUN has received a good session from a hard working and climbing German team who also can make topo's!



A) Swordfish 7a 19m Karsten Oelze

B) Just for Fun 4c 20m S.L. Titt

C) ??? 7b ?? 25m new Route, K. Oelze

D) ??? 8b ?? 25m new Route, K. Oelze

E) Seltsam anmutende Vollspacken 7b 30m Ferdinand Triller + Mariella Kast (first ascent: F. Triller)

F) Knochenmanderl 7a 28m Ferdinand Triller

G) Boandlkramer 7a 28m Ferdinand Triller

H) In Summe gelungen 6b+ 28m Ingrid Taubert

I) Cat Walk 6c+ 28m Ingrid Taubert (first ascent: F. Triller)

J) Shirtcut 6a 15m Antonia Schmid + Jelena Holzwarth (first ascent: A. Schmid)

K) ??? 6c ?? 15m new Route, K. Oelze

L) Je heißer umso scheißer 8a ?? 10m Markus Härtl (open Project...)

M) Fingerpeeling 7b+ 25m Markus Härtl

N) Pilar 6a 29m S.L. Titt

O) Chaos20 6c+ 30m Mariella Kast + Antonia Schmid (first ascent: Mariella Kast)

P) White Slab 6b+ 30m S.L. Titt

SECTOR PINETA

To the right of Red Alert (R19)

Pochahonta's Loveline, 8a+ 28m, Simon Unger + Felix Rampf (first ascent: Simon Unger) and to the right again a new route climbs the obvious cave- a top class 7a, I have the details somewhere! (I bolted it!)

To the right again are some projects and new routes at 7c/8a level. No info at the moment.

Sector Grotte

Extension of „Soundgarden“ to a logical finish, 12m higher up:

Soundgarden extension, 8b 30m (complete), Simon Unger

Between „Way of Light“ and „Cavemen“:

Das Totenschaf, L1: 4c 20m, L2: 5c+ 15m, Ingrid Taubert

Right of „L'Uomo delle Caverne“:

Schattenlinie, 8a 24m, Ferdinand Triller, (first ascent: Simon Unger)

Schattenkrieger, 8b?? 10m, Markus Härtl (open Project...)

Sector Torre Isulidda

To the right of Barracuda (R120) are two new routes:

King for a Day 5b J.L.Titt

Matter of Trust 5c J.L.Titt

About 30m right of Sector Moretti is one harder route (7b+???) from K. Oelze on the right wall of a

small cave and then 3 easier routes from myself up the obvious grey piller. From L to R these are

5a, 5b and 6b+ or so. There is a lower-off at half height as the upper section is very sharp and also

45m total length. Topo coming!

Right from these routes is a red wall with broken ground below- to gain the left side of this wall is

an access route Accesso 5a. This breaks out L at to climb Don Alfredo 6b+ or from the belay of

Accesso left is Josef's Crack and Right is Don't Disturb The Seagull 7a. (J. Gstoettenmayr)

Access to the right side of the wall is another access route with a few bolts for the faint hearted.

The routes from here from L to R are Clean Break 6c+, Break Time 6b+. 9 o'clock On The Moon

6b and Soap Opera 7c (S.L. Titt and L. Matasovsky)

Around the prominent butress marking the end of the cliff along the road (there is a new route here

but no details) there is a route up the S side overlooking the houses.

THIS IS A TRAD ROUTE AND NOT TO BE BOLTED!

Here is the original topo. Easily protected with slings (lots of threads) and possibly a few nuts

Via "Marisa -
mille grazie"



aperto dall basso
(difficoltà max. 5c,
soffte, non attrezzate,
utlizi dadi, friends
e qualche fetucca)

7/4/2004;
Giovanni Pietro
Demund, Erika Loser